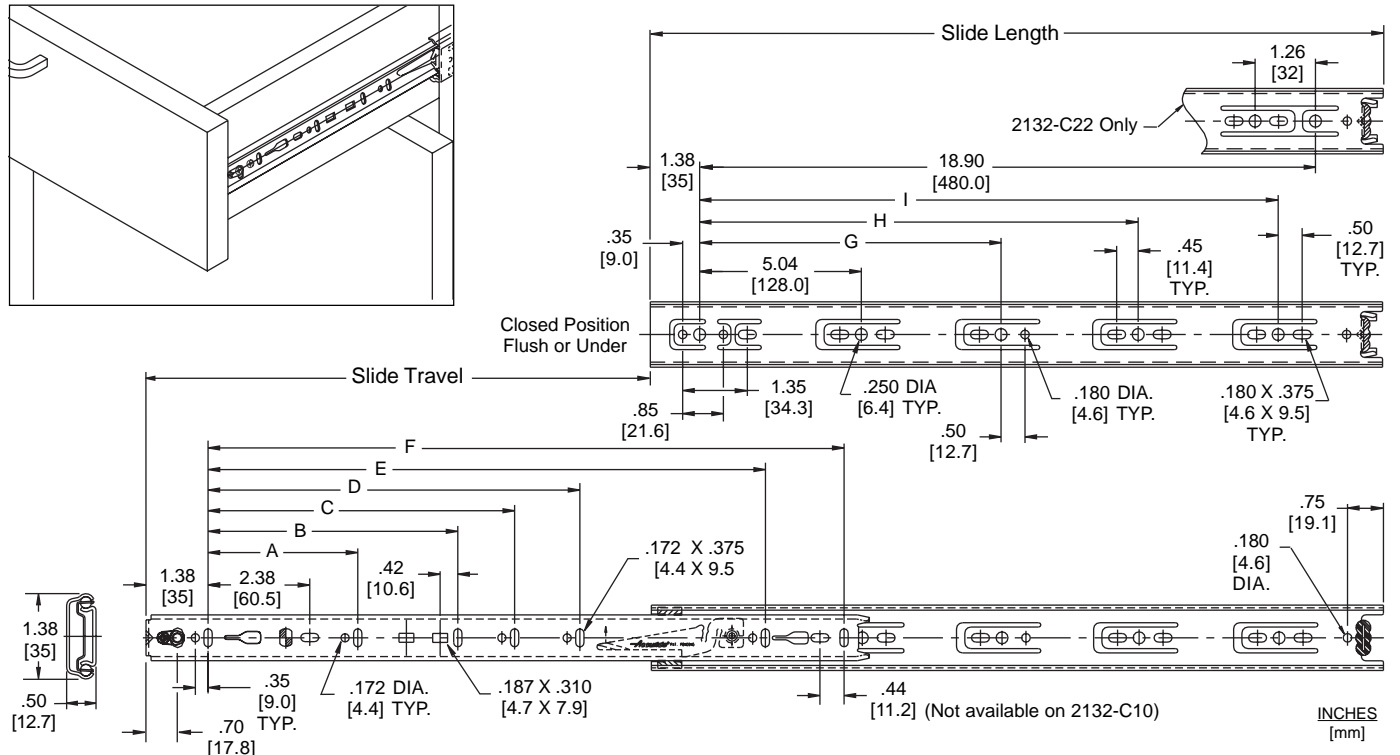


APPLICATIONS: For use in medium duty box drawers, store fixtures, residential and institutional furniture, and laboratory furniture. *Use for side mount only.* This product is covered by U.S. (6,145,945) and various foreign patents issued and/or pending.

Vertical Drawer Adjustment Cam
3/4 Extension Slide
75 lb.** [34 kg] Capacity
Optional Face Frame Mounting



Finish Available in clear electro-zinc (C), or black zinc* (CB)

Side Space .50" +.062 / -.000 (1/2" +1/16" / -0)

Length Even lengths 10" - 28"
[250mm - 700mm]

Mounting Side, optional face frame brackets

Travel 3/4 extension

Movement Steel ball bearings

Load 75 lbs.** [34 kg] per pair

Also Drawer member cam action vertical adjustment, lever disconnect, positive stop, hold-in detent, silenced in and out.

Height 1.38" [35.0mm]

* Minimum order quantities may apply. ** Load rating based on an 18" slide in a 16" wide drawer cycled 50,000 times.

Part Number	Slide Length	Slide Travel	A	B	C	D	E	F	G	H	I
2132-C10	9.84 [250]	6.42 [163]	3.78 [96.0]					7.56 [192.0]			
2132-C12	11.81 [300]	8.08 [205]	3.78 [96.0]					9.53 [242.0]	8.82 [224.0]		
2132-C14	13.78 [350]	10.25 [260]	5.04 [128.0]					11.50 [292.0]	8.82 [224.0]		
2132-C16	15.75 [400]	11.05 [281]	5.04 [128.0]					13.47 [342.0]	8.82 [224.0]		12.60 [320.0]
2132-C18	17.72 [450]	13.02 [331]	5.04 [128.0]	8.82 [224.0]				15.43 [392.0]	8.82 [224.0]		13.86 [352.0]
2132-C20	19.69 [500]	14.79 [376]	5.04 [128.0]	8.82 [224.0]				17.40 [442.0]	8.82 [224.0]		16.38 [416.0]
2132-C22	21.65 [550]	16.34 [415]	5.04 [128.0]	8.82 [224.0]	12.60 [320.0]			19.37 [492.0]	8.82 [224.0]	13.86 [352.0]	See Above
2132-C24	23.62 [600]	17.74 [451]	5.04 [128.0]	8.82 [224.0]	12.60 [320.0]			21.34 [542.0]	8.82 [224.0]	13.86 [352.0]	18.90 [480.0]
2132-C26	25.59 [650]	19.20 [488]	5.04 [128.0]	8.82 [224.0]	12.60 [320.0]	16.38 [416.0]	21.42 [544.0]	23.31 [592.0]	8.82 [224.0]	13.86 [352.0]	21.42 [544.0]
2132-C28	27.56 [700]	20.70 [526]	5.04 [128.0]	8.82 [224.0]	11.34 [288.0]	16.38 [416.0]		25.28 [642.0]	8.82 [224.0]	13.86 [352.0]	21.42 [544.0]

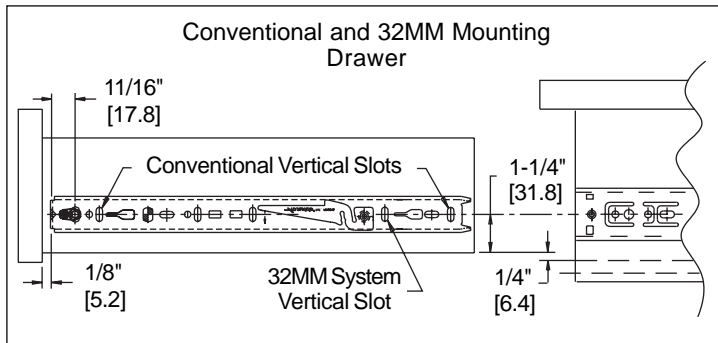
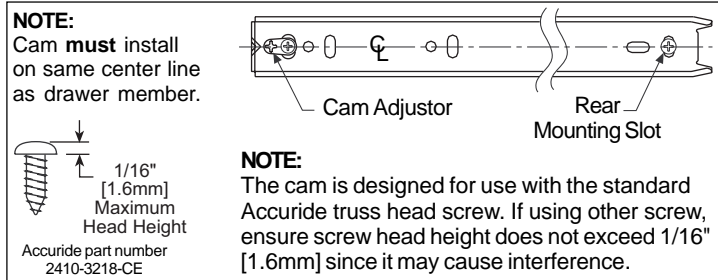
Installation Instructions

Install Cabinet Member

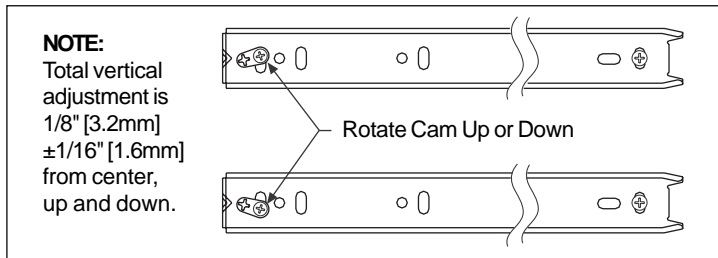
1. Separate slide members by simultaneously lifting up the left hand disconnect lever and pushing down the right hand lever.
2. Install cabinet (large) member first. For applications with an overlay drawer front, refer to Figure 1 for conventional mounting and Figure 2 for 32mm System mounting. For applications with an inset drawer front, set the slide back the thickness of the drawer front plus 1/8" [3.2mm].

Install Drawer Member

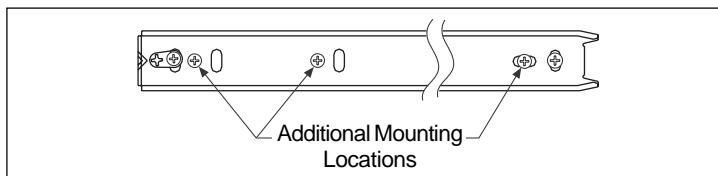
3. Install the drawer member with a screw through the cam adjuster and through a hole or slot at the rear.



4. Make sure the ball bearing retainers in the cabinet side are fully forward. Install drawer into cabinet. Close the drawer.
5. Open the drawer and rotate the cam with a Phillips or Pozi screwdriver to vertically position the drawer in relation to the cabinet.



6. Install additional set screws to secure.



Slide Ordering Instructions

Complete your slide order for Accuride model 2132C by specifying the following:

10 Pair C 2132 -C18 D

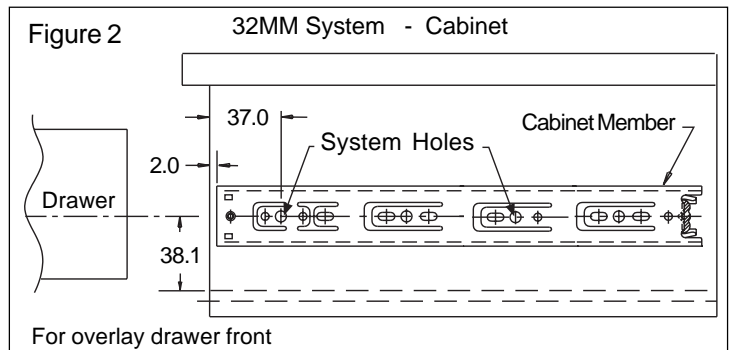
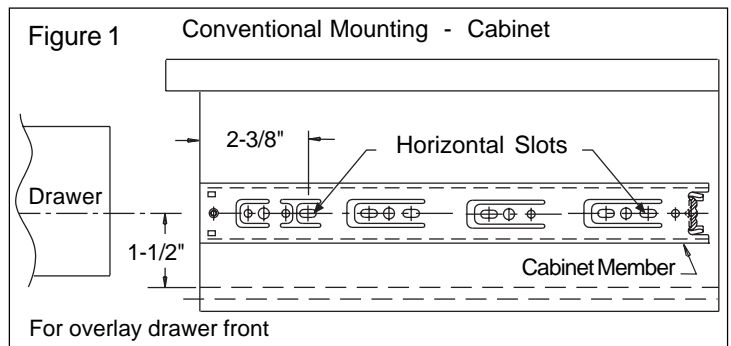
Total Required Slides _____

Slide Finish _____

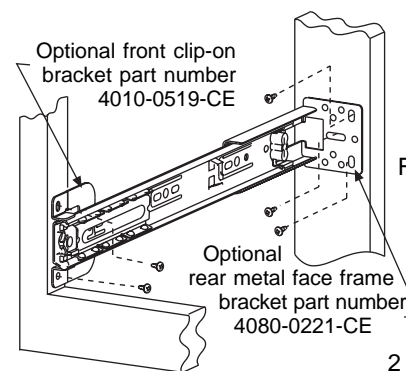
Slide Model _____

Slide Length _____

Polybag Packaging _____



Optional Face Frame Brackets



Face frame brackets are ordered as a **kit** or in **bulk**. Brackets are available in clear zinc finish only. Mounting screws are not included.

For **bulk**, order 2 front brackets (P/N 4010-0519-CE) & 2 rear brackets (P/N 4080-0221-CE) per pair of slides. To order **kits**, specify part number 4180-0321-XE. Each kit contains: 2 front brackets, 2 rear brackets, and installation instructions. Order 1 kit per pair of slides.

Packaging

Distributor (D) Pack: All lengths are packaged 10 pair per box. Available in clear zinc (C) only. Polybag includes one pair of slides with mounting screws.

Bulk (P) Pack: All lengths are packaged 10 pair per box. Available in clear zinc (C) and black zinc (CB). Slides and screws are ordered and packaged separately.

Specifications

Slide members and ball retainers: Cold rolled steel
Ball bearings: Carburized steel / acetal polymer

Note: Specifications, materials, prices, terms, and delivery are subject to change without notice.



ACCURIDE INTERNATIONAL INC.

12311 Shoemaker Avenue
Santa Fe Springs, CA 90670
TEL (562) 903-0200
FAX (562) 903-0208
www.accuride.com

Manufacturing, Engineering, and Sales
United States • Germany • Japan • Mexico • United Kingdom