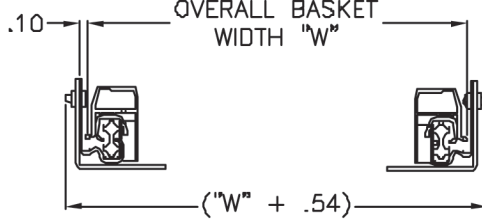
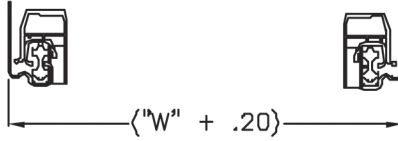


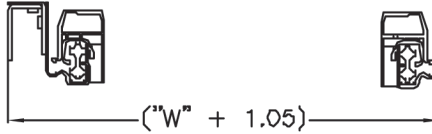
BOTTOM MOUNT



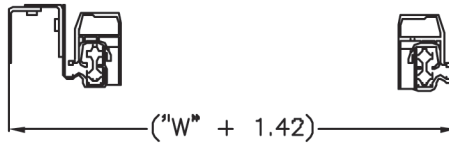
SIDE MOUNT
(NO SPACERS)



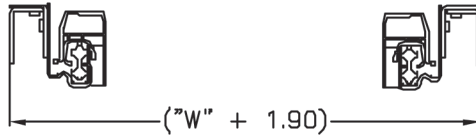
SIDE MOUNT WITH
(1) SPACER
MINIMIZED



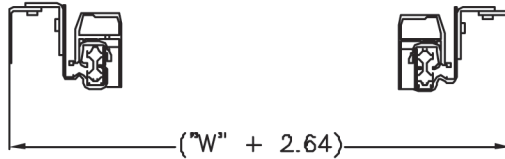
SIDE MOUNT WITH
(1) SPACER
MAXIMIZED



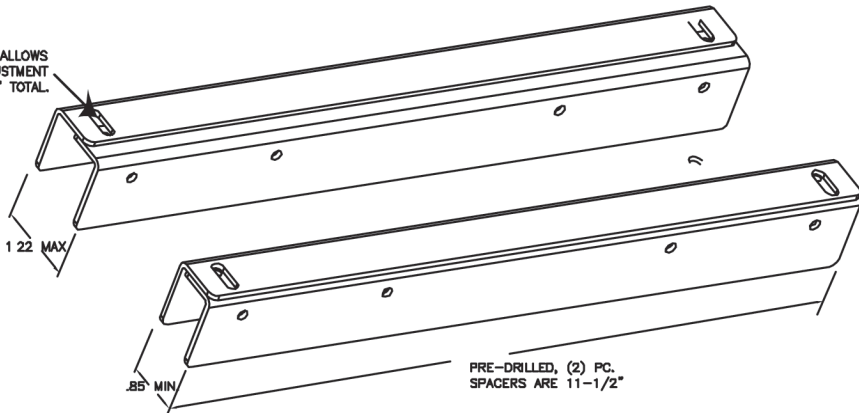
SIDE MOUNT WITH
(2) SPACERS
MINIMIZED



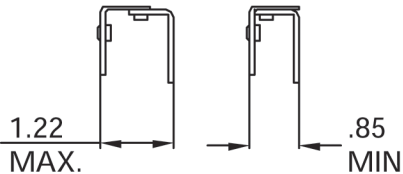
SIDE MOUNT
WITH (2) SPACERS
MAXIMIZED



SLOTTED HOLE ALLOWS
FOR 3/8" ADJUSTMENT
PER SIDE, 3/4" TOTAL.



PRE-DRILLED, (2) PC. SPACERS
ARE 11 1/2" LONG



MIN/MAX (ADJUSTMENT) WIDTHS
FOR SIDE MOUNTING

PART NO.	BASKET WIDTH	MINIMUM CABINET OPENING	MIN/MAX (ADJUSTMENT) WIDTHS FOR SIDE MOUNTING	
			(1) SPACER	(2) SPACER
5330-12CR	11 1/8"	11 3/8"	12.17 TO 12.54	13.02 TO 13.76
5330/5391-15CR	14 1/8"	14 3/8"	15.17 TO 15.54	16.02 TO 16.76
5330/5389/5390/5391/5394-21CR	20 1/8"	20 3/8"	21.17 TO 21.54	22.02 TO 22.76
5330/5389/5390/5391/5394-33CR	32 1/8"	32 3/8"	33.07 TO 33.54	34.02 TO 34.76