

## No. 41 Shelf Bracket

**Application:**

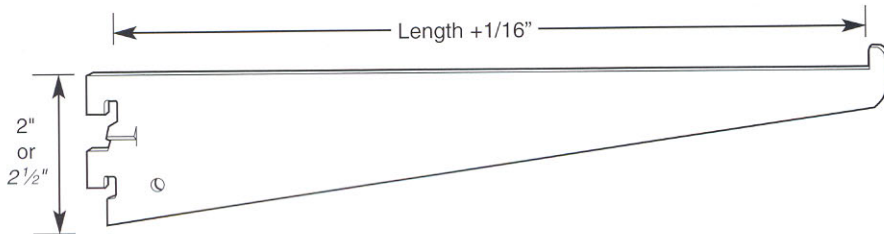
General purpose glass or wood shelf bracket.  
See page 1.9 for shelf rests.

**Features:**

Stabilizer reduces sway. .080" thick tempered steel.

**Stock Finish:**

Brillatone (Satin Zinc) and Brass.



Part Number	Length	Packed/Ctn.	Wt./Ctn.
41-4	4"	24	3 Lbs.
41-6	6"	24	4 ½ Lbs.
41-8	8"	24	6 Lbs.
41-10	10"	24	7 ½ Lbs.
41-12	12"	24	9 Lbs.
41-14	14"	24	12 Lbs.
41-16	16"	24	13 ½ Lbs.
41-18	18"	24	15 Lbs.
41-20	20"	24	17 Lbs.

## No. 42 Shelf Bracket

**Application:**

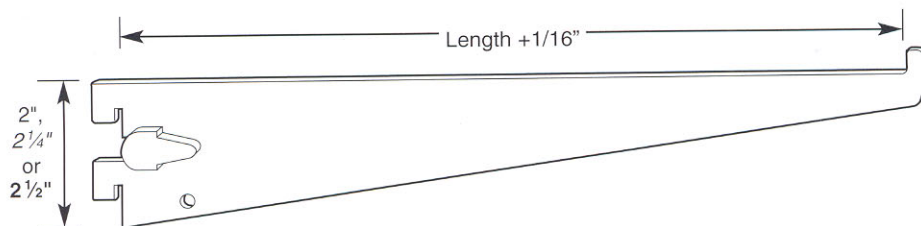
For use with glass or wood shelves.  
Fits 14-gauge standards. See page 1.9 for shelf rests.

**Features:**

Plastic Camlock reduces sway. .080" thick tempered steel.

**Stock Finish:**

Brillatone (Satin Zinc).



Part Number	Length	Packed/Ctn.	Wt./Ctn.
42-4	4"	12	2 Lbs.
42-6	6"	12	2 ¼ Lbs.
42-8	8"	12	3 Lbs.
42-10	10"	12	3 ¾ Lbs.
42-12	12"	12	4 ½ Lbs.
42-14	14"	12	6 Lbs.
42-16	16"	12	3 ¾ Lbs.

\* Plastic Camlock can be removed in order for bracket to fit recessed "T" standards.

## No. 43 Shelf Bracket (Adjustable Downslant)

**Application:**


For use with glass or wood shelves.

**Features:**

Downslant of 7°, 15°, 30° and 45° (and straight) on 8" - 12" Brackets.  
Downslant of 7°, 15°, 30°, 45°, and 60° (and straight) on 14" and 16" Brackets.  
Tempered steel. Stabilizer reduces sway.

**Stock Finish:**

Brillatone (Satin Zinc) and Brass.



Part Number	Length	Packed/Ctn.	Wt./Ctn.
43-8	8"	12	3 ½ Lbs.
43-10	10"	12	4 ½ Lbs.
43-12	12"	12	5 Lbs.
43-14	14"	12	7 Lbs.
43-16	16"	12	7 ¾ Lbs.

All items can be made-to-order in a wide variety of plated or powder coated finishes and/or custom lengths.